



Product Facts

- DC input fixed delay on operate timer
- 2 Form C (DPDT), 2A output
- CMOS digital design
- Reverse polarity protection
- Hermetic package
- Built to MIL-R-83726 environmentals
- Customizing options include
 - Tighter timing tolerances
 - Header and mounting
 - Different input voltages

Electrical Specifications

Timing Range: 50 ms to 600 s.
Tolerance: ±10% or 10 ms, whichever is greater.
Recycle Time: 10 ms.
Recovery Time: 20 ms.
Input Data:
Input Voltage: 18 to 31Vdc.
Current Drain: 85mA @ 31Vdc, 25°C.
Output Data:
Output Form: 2 Form C (DPDT).
Output Rating:
 2A resistive at 30Vdc;
 125mA resistive at 115Vac, 400 Hz.
Transient Protection: 80Vdc for 50ms.

Environmental Specifications

Temperature Range: -55°C to +85°C or -55°C to +125°C.
Vibration: 20 G's, 10 - 2,000 Hz.
Shock: 50 G's, 11 ± 1ms duration.
Insulation Resistance: 1,000 megohms, min., at 500Vdc, all terminals to case.
Dielectric Strength: 500Vrms, 60 Hz., at sea level, all terminals to case.
Sealing: Hermetic, 1.3 in. (33.0mm) of mercury.
Life: 100,000 operations, min.
Weight: 1.2 oz (30g) max.



CII 2400 series delay on operate timers combine solid state timing circuits with relay outputs in robust hermetically sealed enclosures. They are fixed timers. The 2 Form C (DPDT) output relay is rated 2A.

Part Numbering System

Typical Part Number	2401	-1	A	-1102
Model Number:	2401 = Fixed timer, -55°C to +85°C 2402 = Fixed timer, -55°C to +125°C			
Header Style (see Header Options drawings):	1 = Hook terminals 2 = Straight terminals, short 3 = Straight terminals, long			
Mounting (see outline dimension drawings):	A = Plain case B = Bracket B C = Studs on side E = Bracket E			

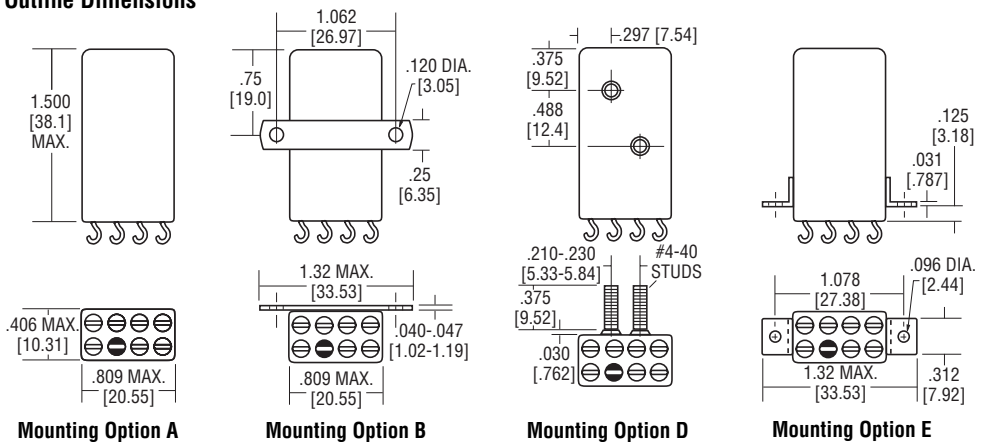
Timing Code:
 Four-digit code for any value between 50ms and 600s.
 The timing code consists of four digits and gives the time in ms. The first three digits are the significant figures and the last digit is the number of zeros following the significant figures; thus 50 ms would be coded 0500, 1.1 s would read 1101, and 1 m (60 s) would be 6002.

A typical part number would be 2401-1A-1102. This fixed timer operates at -55°C to +85°C, has hook terminals, style "A" mounting, and a time delay of 11s.

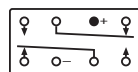
Timing Diagram



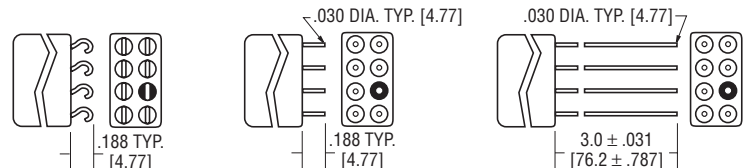
Outline Dimensions



Wiring Diagram



Header Options



TERMINAL SPACING IS 0.2 [5.08] FOR ALL HEADERS

Header Option 1

Header Option 2

Header Option 3

© 2005 by Tyco Electronics Corporation. All Rights Reserved.
 CII and TYCO are trademarks.

Other products and company names mentioned herein may be trademarks of their respective owners.